

Directions to the Center for Cognitive and Behavioral Brain Imaging Psychology Building, Ohio State University

1835 Neil Avenue, Columbus, OH 43210

PI Name: XXXX

Lab Representative: XXXX

Phone: (XXX)-XXX-XXXX

**** Please note, these directions instruct the participant to wait in the lobby. If you would like participants to go directly to the intake room, please feel free to change the instructions accordingly. ****

Directions to Neil Drive parking spaces:

Traveling on 315 South:

- Take the Lane Avenue exit.
- From the exit ramp, turn LEFT onto W Lane at traffic light.
- Continue on Lane Avenue for three traffic lights.
- At the third light, turn RIGHT onto Olentangy River Road.
 - Continue down Olentangy River Road to John Herrick Drive.
 - Take a left onto John Herrick Drive.
- Continue down John Herrick Drive going through one traffic light.
- Turn LEFT onto Neil Drive.
- Turn Right at stop sign, the parking spaces are on your right just past the parking lot.
- Parking Spaces are marked as R (Reserved): PSC Permit Required

Traveling on 315 North:

- Take the Medical Center exit.
- Continue on Medical Center Drive.
- Turn RIGHT onto 9th Avenue.
- Turn LEFT onto Neil Avenue at first traffic light.
- Take a LEFT onto John Herrick Drive.
- Turn RIGHT onto Neil Drive.
- Turn Right at stop sign, the parking spaces are on your right just past the parking lot.
- Parking Spaces are marked as R (Reserved): PSC Permit Required

Traveling on High Street:

- Turn onto 12th Avenue heading west onto campus.
- Turn RIGHT onto Neil Avenue.
- Take a LEFT onto John Herrick Drive.
- Turn RIGHT onto Neil Drive.
- Turn RIGHT at stop sign, the parking spaces are on your right just past the parking lot.
- Parking Spaces are marked as R (Reserved): PSC Permit Required

Directions from Neil Drive spaces beside the Psychology Building:

Walking directions to the CCBBI

If you have any trouble at all, please call us **XXX-XXX-XXXX** and we will have someone assist you in locating our laboratory.

1.) Turn right on to Neil Drive, parking spaces are on the right-hand side of the street (in figure 1, the parking spaces are in yellow and the main entrance is in red; look for the reserved parking signs in figure 2).



Figure 1



Figure 1




Figure 3

2.) The CCBBI is in the Psychology Building, (see figure 4, the building entrance is indicated by the red square) the silver and white building across from the parking spaces (see figure 3).




Figure 4

3.) Upon entering the building, continue straight to the reception desk.




Figure 5

4.) To the left of the reception desk is the lobby. Please wait here for a lab member.



Figure 6